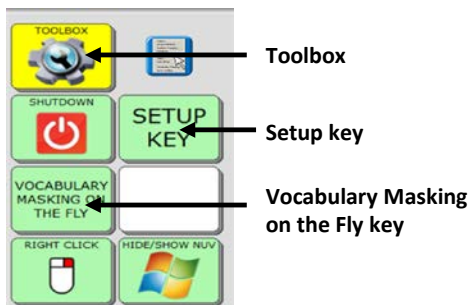


Vocabulary Builder (VB) Quick Reference Guide

Accent 700, 800, 1000, 1200 and 1400
(ver. 1.06 or higher)

Unity 28, 36, 45, 60, 84, and 144 Sequenced



Toolbox

Setup key

Vocabulary Masking
on the Fly key

Terms you need to know:

Unity is a way to organize vocabulary and language on PRC devices. It was created to both follow and enable language development.

Vocabulary Builder is a therapeutic tool designed to teach new vocabulary within Unity Sequenced. The strategy of “masking” vocabulary allows support staff to teach a small amount of vocabulary on the device while keeping learned motor plans constant.



TURN VOCABULARY BUILDER ON/OFF

When Vocabulary Builder is turned on, a **VB** will appear in the status display.


1. Select the **Setup** key.
2. Select **Turn Vocab Builder On/Off**.

**Turn VB off to bring back all vocabulary quickly.

METHOD 1: PRE-MADE SETS – Unity Sequenced Only

Sets of words have already been created and stored on the Vocabulary Builder page. Examples of pre-made sets include LAMP, starter core sets, and reading sets.

PREPARING FOR USE

1. To begin, touch the **Pages** button. 
2. Select **Setup Key**.
3. Select **Hide/Show Keys**.
4. Select **Vocab Builder** key to unhide.
5. Select the text area to exit.

LOADING PRE-MADE SETS

1. Select **Pages**.
2. Select **Vocab Builder**.
3. Select **LAMP, Core, Reading, or PPK** sets.
4. Select **Load Set**.
5. Select one of the sets available.

MERGING PRE-MADE SETS

If a set has already been loaded, additional sets may be added. To merge a pre-made set with an existing set:

1. Select **Pages**.
2. Select **Vocab Builder**.
3. Select **LAMP, Core, Reading, or PPK** sets.
4. Select **Merge Set**.
5. Select one of the sets available.

VOCABULARY MASKING ON THE FLY (VMOTF)

VMOTF allows you to quickly make a sequence set for a specific activity. Two easy ways are available to do this: Sequencing or Spelling.

METHOD 2: SEQUENCING – Unity Sequenced Only

Select icon sequences to unmask words

1. Turn Vocabulary Builder on using the **Setup** key.

2. Select the **Vocabulary Masking on the Fly** key.
 - A. If you are **not** currently using VB, select **Mask All**.
 - B. If you **are** currently using VB and want to add a few more words, go to step 3.
3. Select the sequence(s) needed for the word(s) you wish to unmask. For example:



4. Select the text area to exit.

USING THE NAVIGATE FUNCTION

Use the Navigate function to unmask words in activity subcategories (e.g. foods - fruit) or to make the function on a key active (e.g. Go Back, More).

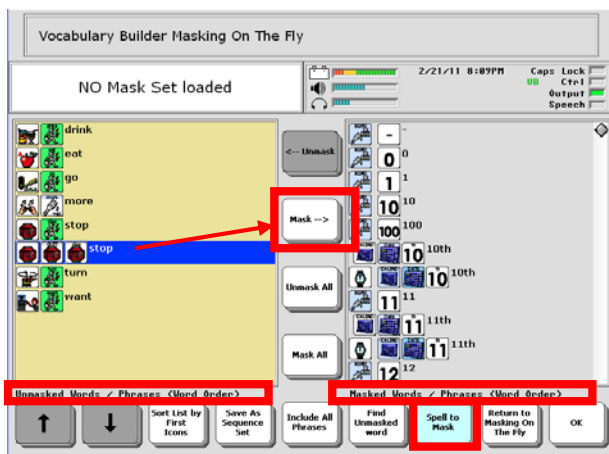
1. Follow the example below to navigate into subcategories to select a word such as “banana”:
 - a. Select the **Vocabulary Making on the Fly** key.
 - b. Select the apple from the core area, and then select the subcategory **Fruit**.
 - c. Select **Navigate** and touch the Fruit category again.
 - d. Select **banana**.
2. Select the text area to exit; or to continue masking, touch any blank core button.



METHOD 3: SPELLING – for Unity Sequenced and LAMP Words for Life

1. Turn Vocabulary Builder on using the **Setup** key.
2. Select the **Vocabulary Masking on the Fly** key.
 - A. If you are **not** currently using VB, select **Mask All**.
 - B. If you **are** currently using VB and want to add a few more words, go to step 3.
3. Select the **Go to Mask Menu**.
4. Make sure the right-hand side of the screen is tan by tapping it.

5. Select **Spell to Unmask**.
6. Type word(s) to unmask using commas to separate words and/or phrases.
7. Select **OK** when finished.
8. Select any icon sequence(s) to remove and select **Mask**. (Note: every icon sequence for each word spelled will be displayed. Remove the sequences you do not wish to teach.)
9. Select **OK**.



Take the Vocabulary Builder self-study at www.prentrom.com/training/courses/vocab-builder or find your PRC Regional Consultant at www.prentrom.com

SAVING SEQUENCE SETS

If you want to keep sequence sets you have created, you need to SAVE them.

1. Select **Vocabulary Masking on the Fly** key.
2. Select **Go to Mask Menu**.
3. Select **Save as Sequence Set**.
4. Type the name for the sequence set.
5. Select **OK** twice.

LOADING SEQUENCE SETS FROM THE TOOLBOX

After creating a Sequence Set, you can retrieve it from the Vocabulary Builder menu inside the Toolbox.

1. Select the **Toolbox** key.
2. Select **Vocabulary Builder Menu**.
3. Select **Advanced Options**.
4. Select **Use Sequence Sets**.
5. Select **Load Sequence Set**.
6. Choose the set you want and select **OK** three times.

STORING A SEQUENCE SET ON A KEY

An easier way to access saved sequence sets is to include them on a Vocabulary Builder page. Once a sequence set is saved, it can be added to the Custom Sets page.

1. With VB turned off, from the core select the **Pages** key and then the **Vocabulary Builder** page.
2. Select **Custom Sets**.
3. Select the **Load Custom Sets**.
4. Select the **Setup** key and choose a blank key.
5. Choose **Spell Message or Define Key Function**.
6. Select **Insert Tool**.
7. Select **More Items** until you see Load Sequence Set. Select **Load Sequence Set**.
8. Select the set you want to load.
9. Select **Insert Tool**.
10. Select **More Items** and then **Go to Home**.
11. Select **OK**.
12. Select **Change Label** and type the name of the set.
13. Select **OK** twice to exit.

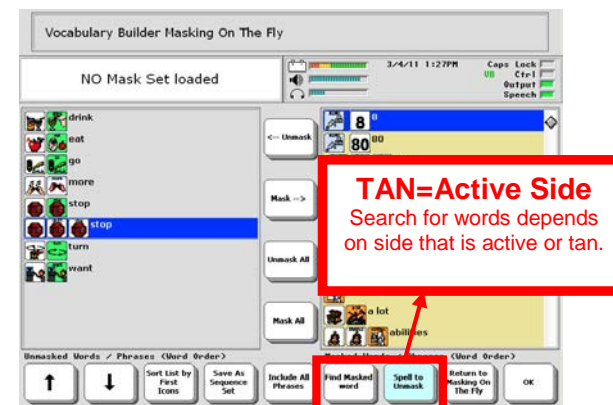
Note: You will also want to store custom saved sequence sets to the Merge Custom Sets page. Use the procedure above, but choose **Merge Custom Sets** in steps 3 and 7 and continue.



Additional TIPS!

ACTIVE SIDE WHEN SPELLING

When changing between sequencing and spelling methods, or when adding additional words to an existing set, you may notice the tan background changes sides. Be sure the list you are searching always has the **tan** background. Touch the side to make it active.



SORT LIST BY WORDS, FIRST ICONS, OR LAST ICONS

Toggle the key available with the following options:

First Icons: Sorts by first icon; helpful for finding all words in a particular category (e.g. zoo animals).

Last Icons: Sorts by last icon; helpful for finding multiple adverbs and adjectives.

Words: Sorts list by alphabetical order; helpful for finding all the options for that word. When combined with Find Masked Word, words like "caterpillar" can be found by typing the word "cat".



INCLUDING ALL PHRASES

When the set contains some pronouns and some preverbs (I, you, want, like), the **Include All Phrases** button will automatically capture any phrases that can be made from the words selected.